



F-3 RENOVATION






The original wood floors were sanded, stained, and re-finished. The hearth is also original; however, the mantel and built-in shelving and that once flanked both sides of the fireplace when it was built in 1925 had been removed by a realtor who was attempting to flip the house prior to the acquisition of this home by its current owners. Rather than replicate the missing artifact, a simple surround was fabricated from steel and allowed to patina naturally. Raised grating was also added inside to aid in better functioning of the fireplace.

## LIVING ROOM


2007 | CV#: F3  
Craftsman Bungalow – 960 SF Phoenix, Arizona





The most dominant feature created in the house is an accent wall made of black oxidized steel plate running along one side of the main hallway. What makes this application particularly interesting is that it has no exposed fasteners. A steel angle base enables the wall to transition seamlessly against the wood floor. This striking wall is one of the first elements what strikes the visitor upon entering the home, and it sets the tone for an almost industrial aesthetic and use of raw finishes that is carried throughout the remainder of the home.

Note the section of existing wood lath, left intentionally to display this type of early wall construction type found throughout the house. Although the original plaster walls have mostly been refinished with smooth drywall, much of the original lath still remains intact underneath.



**HALLWAY**

2007 | CV#: F3  
Craftsman Bungalow – 960 SF Phoenix, Arizona




The kitchen was one area of the house that needed to be re-structured entirely. It was evident from the start that this room had been through numerous renovations from previous owners. A dropped ceiling with a fluorescent light cove was removed, along with upper and lower particle-board cabinetry, and all appliances are soon to be replaced.

The industrial theme is really showcased in the kitchen, from the unistrut framing of the shelving to the concrete countertop, to the chalkboard wall. Custom accessories fabricated by Carbon-Vudu include the hanging pot rack and the spice shelf. (The countertop was expertly built to custom specifications by Everything Concrete Design Studio, <http://www.theconcreteculture.com>)

## KITCHEN

2007 | CV#: F3  
Craftsman Bungalow – 960 SF Phoenix, Arizona






This is a true working kitchen where meals are actually cooked and prepared on a daily basis. Therefore, all components and furnishings within are designed for ready access and ease of cleaning.

# KITCHEN

2007 | CV#: F3  
Craftsman Bungalow – 960 SF Phoenix, Arizona






One enters the bathroom through a floor-to-ceiling sliding door (not shown) which either hides the water closet when fully opened, or closes off the room for privacy when shut. Features of this room include the exterior window wall, left rough and partially finished so that even the anatomy of the double-hung window is exposed. This contrasts powerfully against the tall, smooth white walls and clean porcelain and satin nickel finish of the bath fixtures. The 1925 cast iron tub, which harkens from the same year in which the house was built, was procured from a local ceramic refinisher and was not actually original to the home. Carbon-Vudu also fabricated the poplar shelf that holds the lavatory sink, the matching poplar shelving next to the water closet, and the wood box shelf to the right of the window.




## BATHROOM

2007 | CV#: F3  
Craftsman Bungalow – 960 SF Phoenix, Arizona






It is rumored that the master bedroom was once a sleeping porch, and evidenced by the change in wood floor framing and material, a hidden doorway, and the masonry arched opening that currently frames the closet opening as if it once was a doorway to the outside. The current closet space was an addition, constructed some decades ago on an unknown date. Its arched top was previously concealed by a wood frame and jamb, and was only recently liberated to show off its original curved splendor. The closet shelving is constructed from reclaimed redwood procured and reused from a separate Carbon-Vudu project. The worn out window screens shown in the above photographs were replaced, and the original hardware was stripped of years of paint to expose a beautiful oiled bronze finish.



## MASTER BEDROOM

2007 | CV#: F3  
Craftsman Bungalow – 960 SF Phoenix, Arizona






Refinished Built-in Credenza with new Hardware



Overhang Bracket: Pressure-treated Wood and Steel



Perforated Metal Exhaust Fan Cover (at Water Closet)



Steel Mailbox

## MISCELLANEOUS ADAPTATIONS

2007 | CV#: F3  
Craftsman Bungalow - 960 SF Phoenix, Arizona

