

carbon vudu . com

F3 EXPERIMENTAL TRAILER
PHOENIX, ARIZONA
2002 START, 2003 DEMOLISHED



SITE/PROGRAM:

14'X60' Trailer located on one of the smaller mountains just North of Sunnyslope, Arizona - trailers on one side and million dollar homes on the other.

The land and trailer were sold as a owner carry with 5k down for a remaining sum of 55k paid in monthly payments.

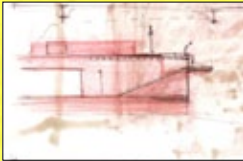



These were my neighbors who helped me along the way and are great friends to this day.

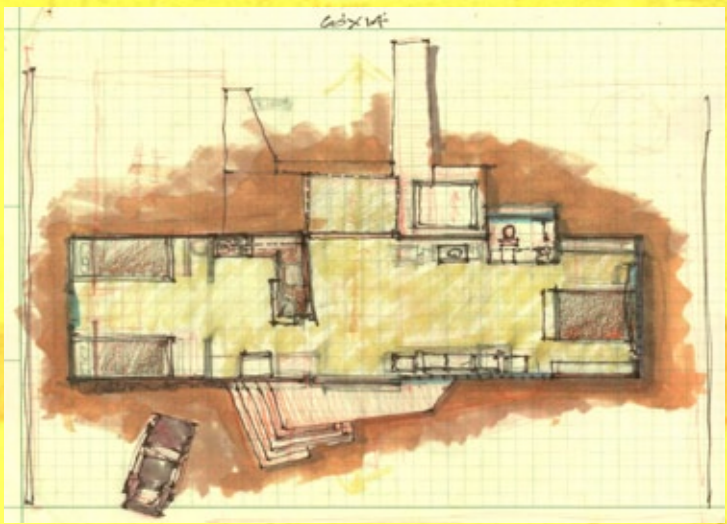
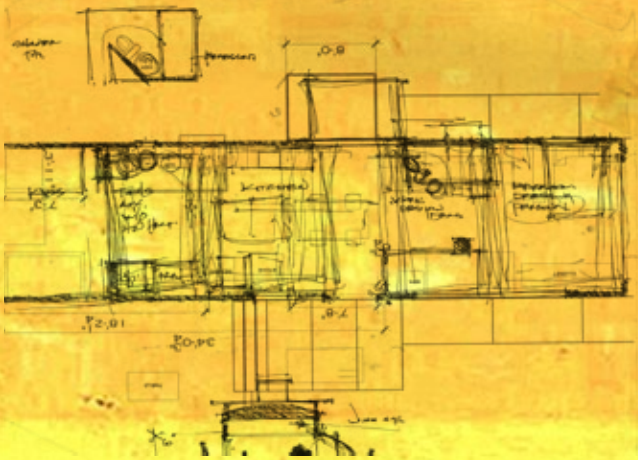
The trailer was fully furnished of crap, needless to say it took several dumpster loads to clear and I only saved the necessities in order to get by.

The interior walls were all demolished along with the inside skin of the exterior wall, the ceiling and floors. All MP&E [mechanical, plumbing and electrical] was removed as well.






The exterior was going to be skinned in a commercial b-deck commonly used as form work for concrete floors in commercial buildings. This was going to be just a black metal finish that would eventually rust. It would have an operable perforated exterior skin that would cover the windows for shade and security. However, due to economics the galvanized corrugated steel was used as a replacement. It would later get sprayed with a mixture of pool acid to break down the galvanize and let the rust roam free.



F3 EXPERIMENTAL TRAILER

Carroll O'Brien U.C. Berkeley



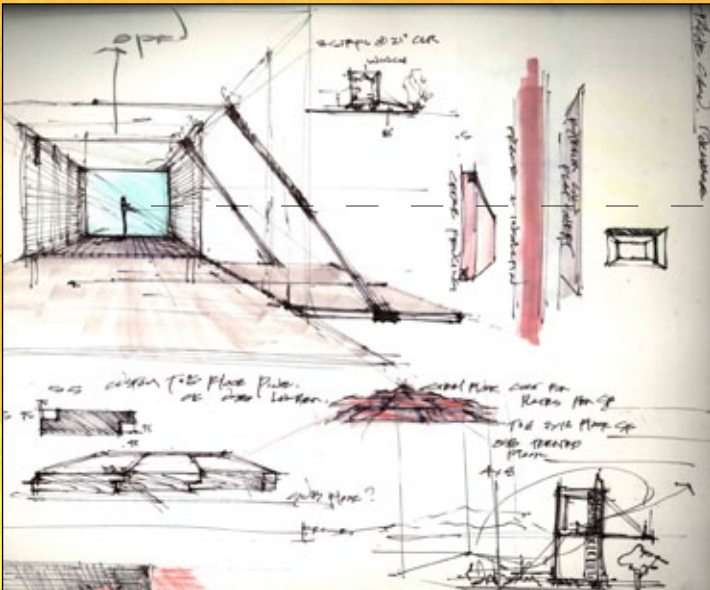


1. Toilet
2. Sink
3. Shower
4. Kitchen
5. Bedroom



BATHROOM

The bathroom was an add on designed to cantilever off the existing framing with minor retrofit. It had a view to the desert preserve with a shower and was a greenhouse for the plants. the grey water was recycled from the shower for plant watering.



KITCHEN

The kitchen had an operable wall that many visitors called it the "draw bridge". It opened to the desert preserve and turned into a deck to the spa just outside. The design was to purchase 2 hydraulic rams off of a used front loader to operate the door.



INTERIOR

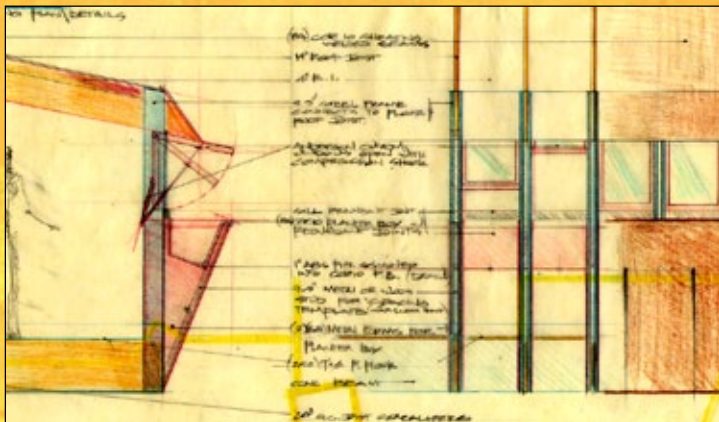


The inside skin was a 3/8" CDX plywood the covered all the walls. There north wall was going to be all polycarbonate panels dual sided with anchored to the studs. The floor was a 3/4" tongue and groove OSB sub-floor, sanded, stained and finished in a semi-gloss polyurethane.



I installed a wood stove for heating and repaired the existing swamp cooler for cooling.





DEMO 2003

The owner got a better deal [5k more] on the land and being greedy defaulted in our contract, only paying me 2k back on the down payment. A long story short, I took as much material as I could and recycled it into F3, a 1925 bungalow [sub floor, walls, plumbing and electrical].

The owner had the trailer cut up and put into a dumpster at the cost of what he owed me, 3k.

